










December



Sunday	Monday	Tuesday	Wednesday	Thursday	Friday	Saturday
Focus letters Mm Nn Focus shape Triangle Focus colors Green Sight words all, and, had, he, his, on, put, sat, the	Shapes Trudy Triangle is the name for me. Count my sides 1, 2, 3 	Show and Tell Bring an item that is round.. Be prepared to describe the item using shape, size, and 5 senses.	Concepts of Print Ask your child to show you the front, back cover, and the spine of a favorite book. 	Science Identify: What do you see at night? (stars, moon, sun, our round earth) 	Fun Friday Make "I love you" cards for family members who do not live with you. Don't forget to email or mail the cards to them.	Practice! Which shape is on top, above? Which is below on the bottom? 
Sun - Sat Before Bedtime, read a few pages of your child's favorite book for 10 minutes. Ask: What happened? Why do you think it happened? Predict what will happen next?	Math Shapes: Identify and draw a triangle.  Discuss its attributes. (Three sides, angles, and corners)	Show and Tell Bring an item that is the color green . Be prepared to describe the item using shape, size, and 5 senses. 	Concepts of Print Ask your child to name their favorite book or story and tell why it is their favorite. Who is the author? 	Nature Hunt Search in your yard or neighborhood to find a pinecone. What is the shape? Does it feel rough or smooth?	Fun Friday Visual Arts Ask your child to create a song or dance that reminds them of the holidays in December.	Practice! Counting Shapes How many triangles or circles can you find in your house? Write that number.
Sun - Sat Select a book and read with your child. Ages: 2-3 (10 minutes) 4-5 (15 minutes) Name the characters in the story.	Math Shapes: Identify and draw or trace a circle . Explain how a circle is different from a triangle .  	Show and Tell Bring an item that is the color red . Use shapes, colors, senses and positional words to describe it. 	Concepts of Print Ask your child to name the characters in the story "If You Take a Mouse to the Movies" 	Math Practice stacking, then putting things together, and taking them apart. For example: puzzles 	Fun Friday Pajama Day! Wear your pajamas and read a favorite book!	Practice Sort and classify objects with the colors red and green . How many reds? How many greens? Which color is less?
Sun - Sat Select a book and read with your child. Ages: 2-3 (10 minutes) 4-5 (15 minutes) Where does the story take place? (the setting)	Math Shapes: Identify and draw a square . Explain how it is different from a rectangle .  	Show and Tell Bring an item that represents winter! Explain what the item is used for. 	Concepts of Print Ask your child to find the focus letters in the story. 	Science Name the first day of winter!!  Describe the weather and temperature conditions	Fun Friday Classical Movie & Popcorn Day! What is the title of the movie? Name the characters in the story	Practice Practice naming the sight words a, and, for, go, help, it, look, make, one, play, see, the, to, you
Sun - Sat Encourage your child to read or retell a familiar story to you.	Math Review ordinal numbers: 1st and Last -PK2 1st - 5th - PK3 1st- 10th - PK4	Show and Tell Bring an item that is the color red . Be prepared to describe the item using shape, size, and 5 senses.	Concepts of Print Read your child's favorite book. Ask your child to find the focus words in the story.	Social Science Enjoy family time and practice giving and serving others!	Fun Food Friday Enjoy baking Christmas cookies together! Try cutting circular shapes.	Practice Look around your home for the focus shape: triangle 